

Monthly Trading Report

March 2025

Day Ahead Trading Data

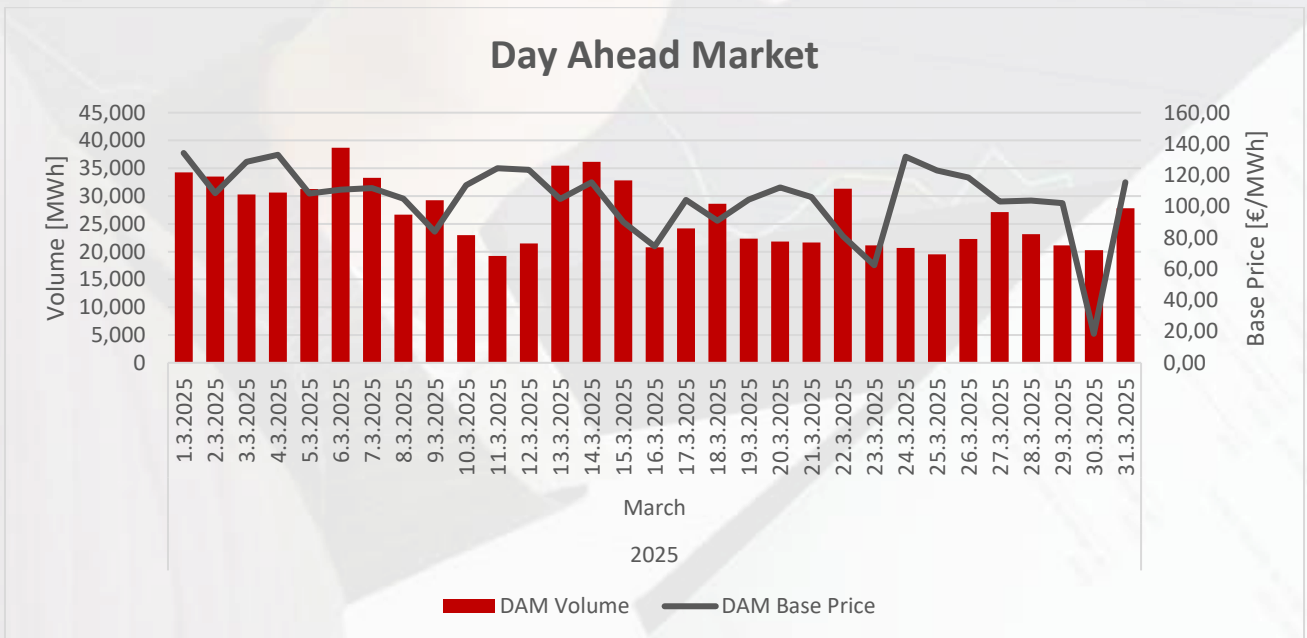
DAY AHEAD MARKET

Total traded volume amounted **829.619,8 MWh**.

Average base price was **104,87 €/MWh** and average peak price was **96,15 €/MWh**.

There are **33** members on CROPEX Day Ahead Market.

DAY AHEAD MARKET (DAM)				
March 2025	AVG. DAILY	MIN. DAILY	MAX. DAILY	TOTAL
VOLUME [MWh]	26.761,9	19.223,2	38.667,9	829.619,8
BASE PRICE [€/MWh]	104,87	18,54	134,20	-



DAY AHEAD MARKET (DAM) - AVERAGE HOURLY VOLUMES & PRICES												
March 2025	1	2	3	4	5	6	7	8	9	10	11	12
VOLUME [MWh]	1.145,2	1.170,8	1.176,8	1.175,6	1.170,1	1.097,2	1.092,6	1.087,6	1.102,7	1.160,0	1.180,0	1.228,6
PRICE [€/MWh]	104,43	96,96	96,04	92,81	96,74	109,59	129,72	131,42	111,15	85,94	65,27	51,34
March 2025	13	14	15	16	17	18	19	20	21	22	23	24
VOLUME [MWh]	1.210,5	1.160,7	1.135,0	1.052,2	1.013,8	1.036,1	1.060,9	1.050,6	1.037,5	1.043,6	1.083,9	1.128,0
PRICE [€/MWh]	47,93	43,50	53,31	82,83	115,58	146,07	178,99	171,95	148,93	130,85	118,96	106,31

Intraday Continuous Trading Data

INTRADAY CONTINUOUS MARKET

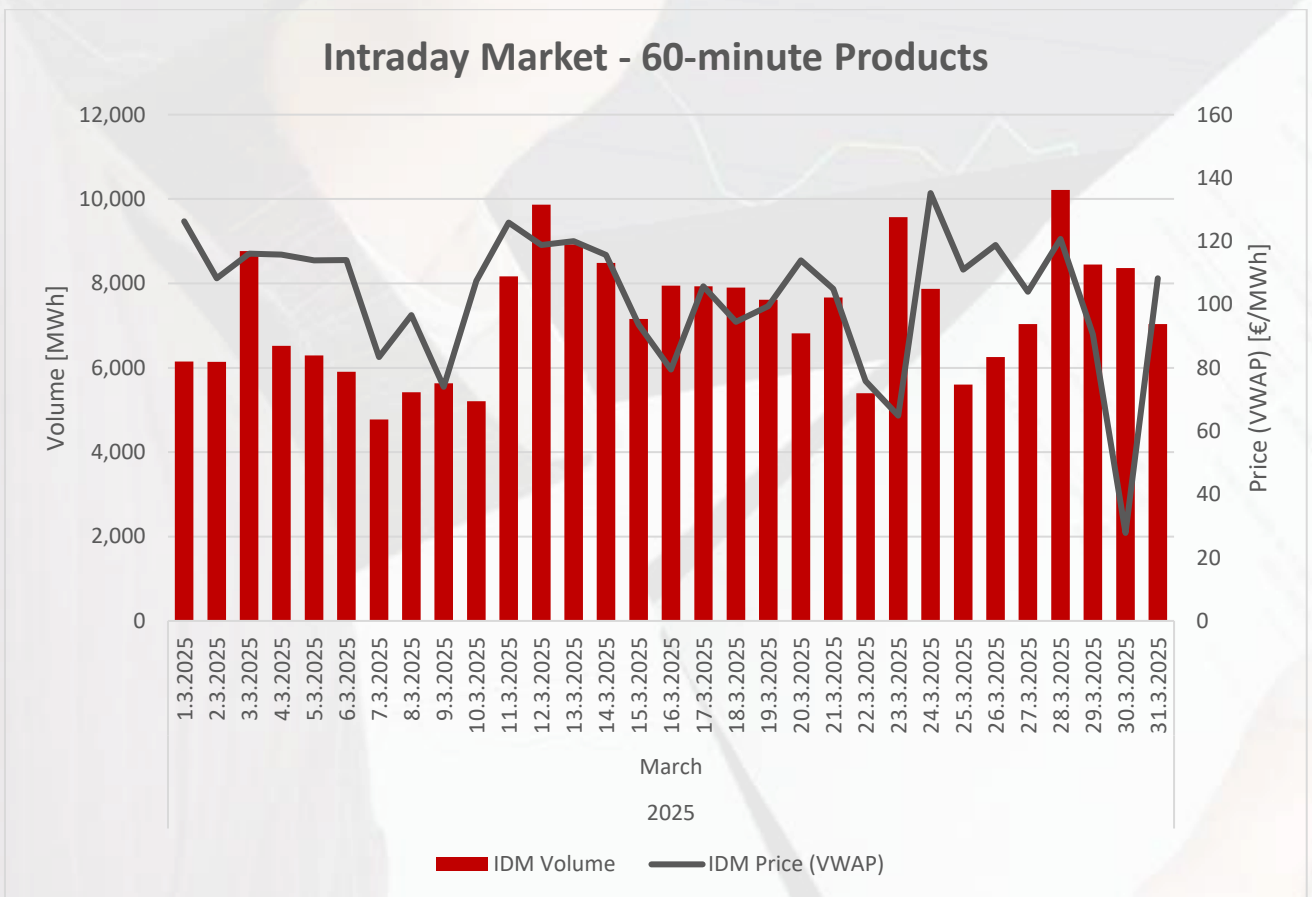
Total traded volume amounted **266.115,7 MWh**.

IDM 60 - minute Products: VWAP -> **102,84 €/MWh**

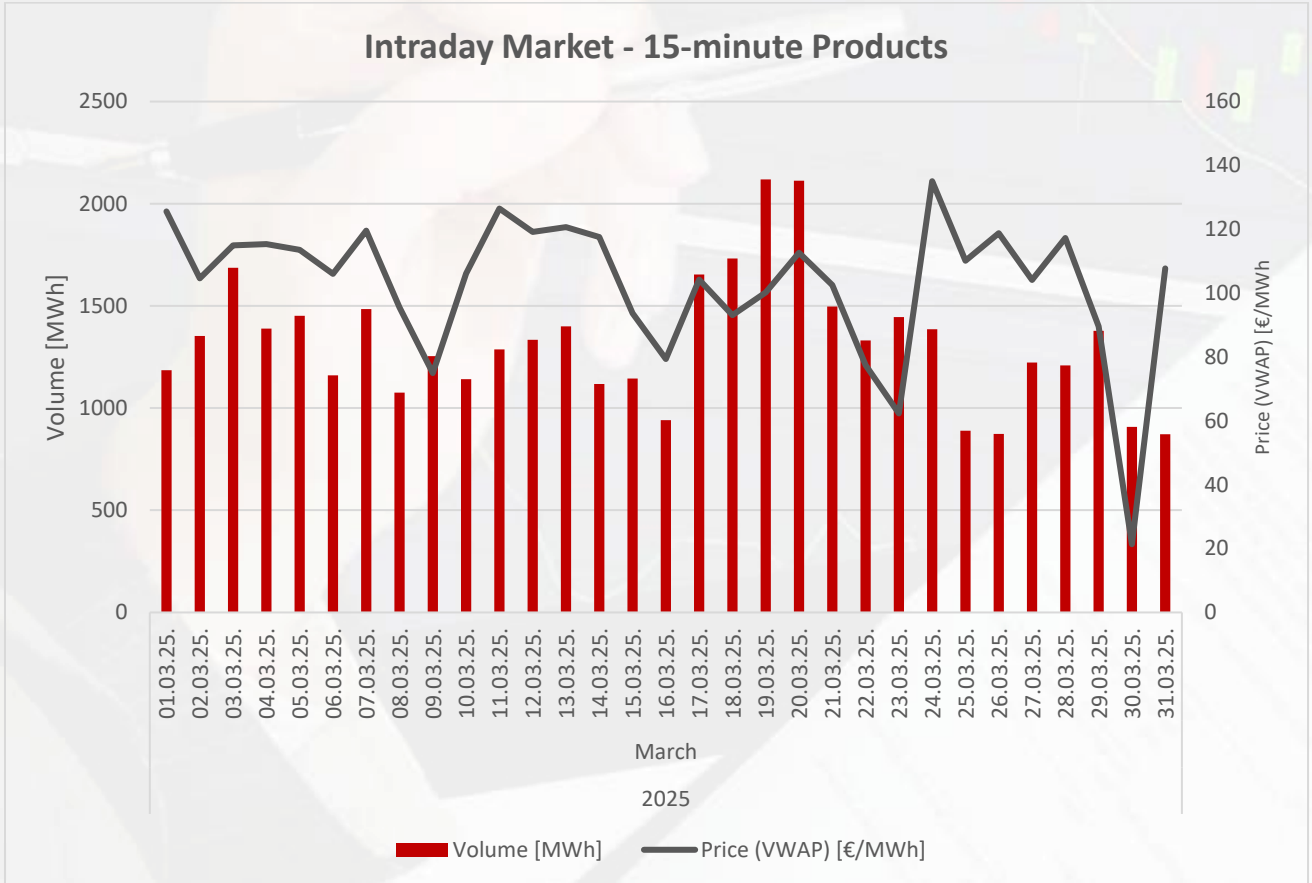
IDM 15 - minute Products: VWAP -> **103,00 €/MWh**

There are **31** members on CROPEX Intraday Continuous Market.

INTRADAY MARKET (IDM) - 60-minute Products				
March 2025	AVG. DAILY	MIN. DAILY	MAX. DAILY	TOTAL
VOLUME [MWh]	7.260,6	4.774,3	10.216,3	225.077,0
PRICE (VWAP) [€/MWh]	102,84	27,81	135,21	-



INTRADAY MARKET (IDM) - 15-minute Products				
March 2025	AVG. DAILY	MIN. DAILY	MAX. DAILY	TOTAL
VOLUME [MWh]	1.323,8	872,2	2.119,6	41.038,7
PRICE (VWAP) [€/MWh]	103,00	21,36	135,06	-



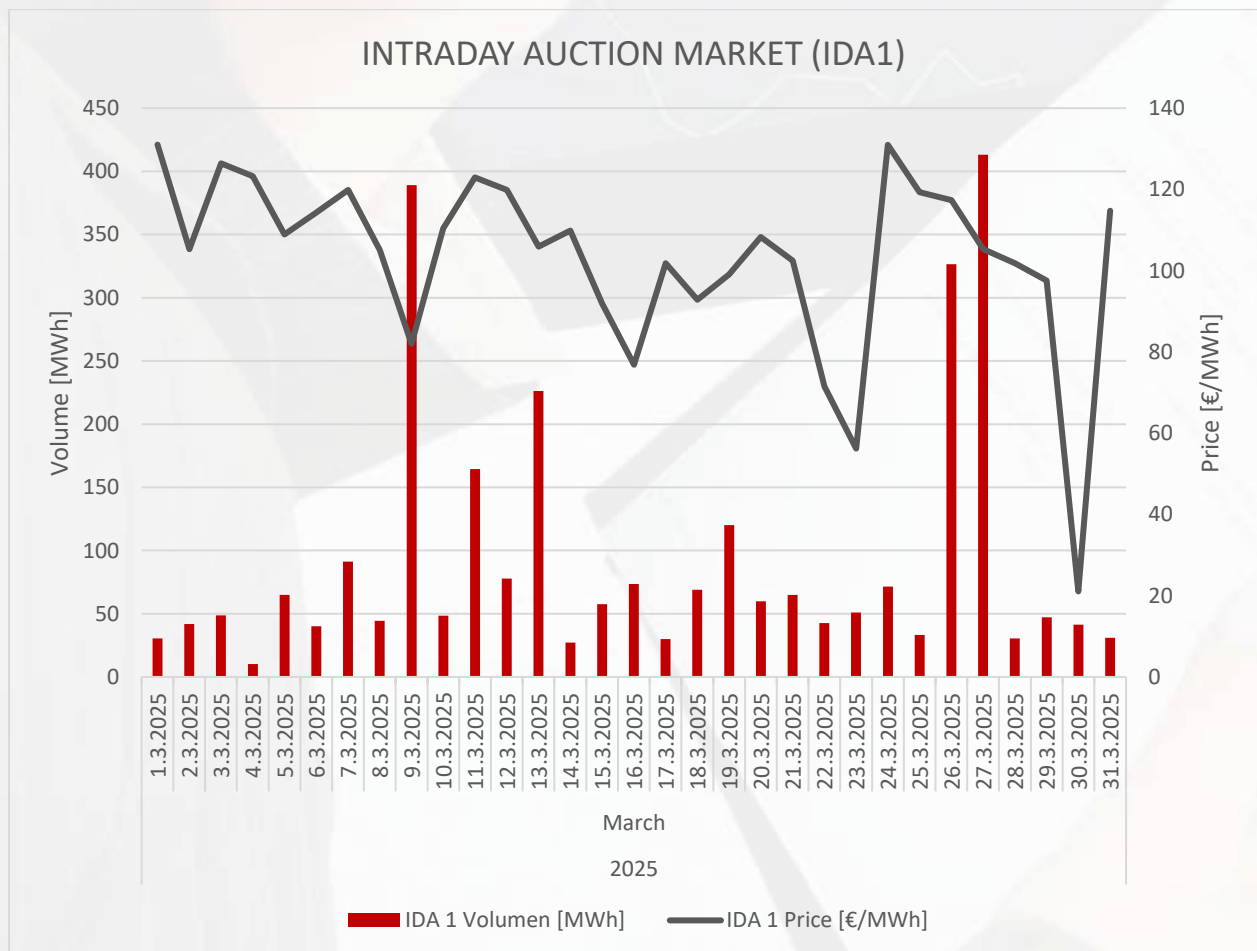
INTRADAY AUCTION MARKET

Intraday Auction Trading Data

Total traded volume amounted **12.068,2 MWh**.

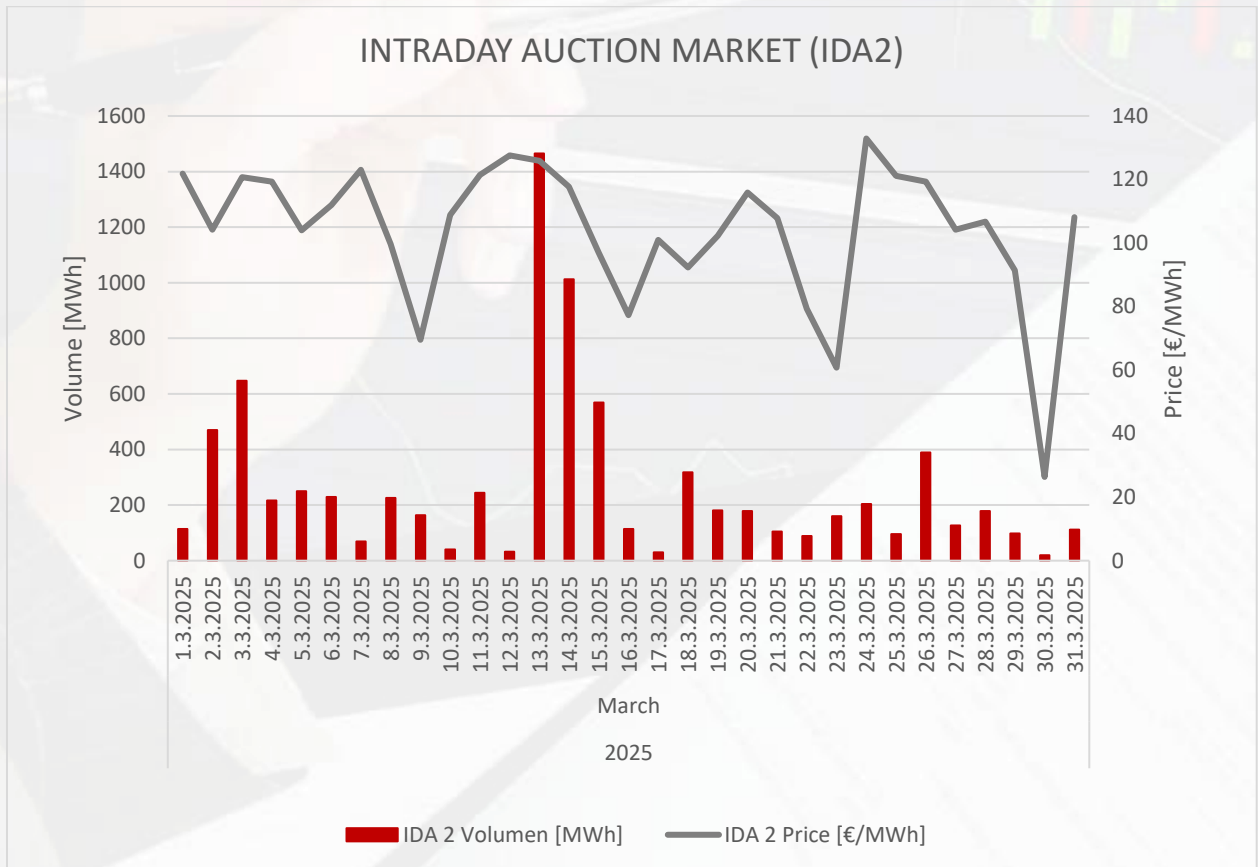
There are **17** members on CROPEX Intraday Auction Market.

INTRADAY AUCTION MARKET (IDA1) - OVERVIEW				
March 2025	AVG. DAILY	MIN. DAILY	MAX. DAILY	TOTAL
VOLUME [MWh]	92,5	10,3	413,3	2.867,8
PRICE [€/MWh]	102,93	21,05	131,02	-



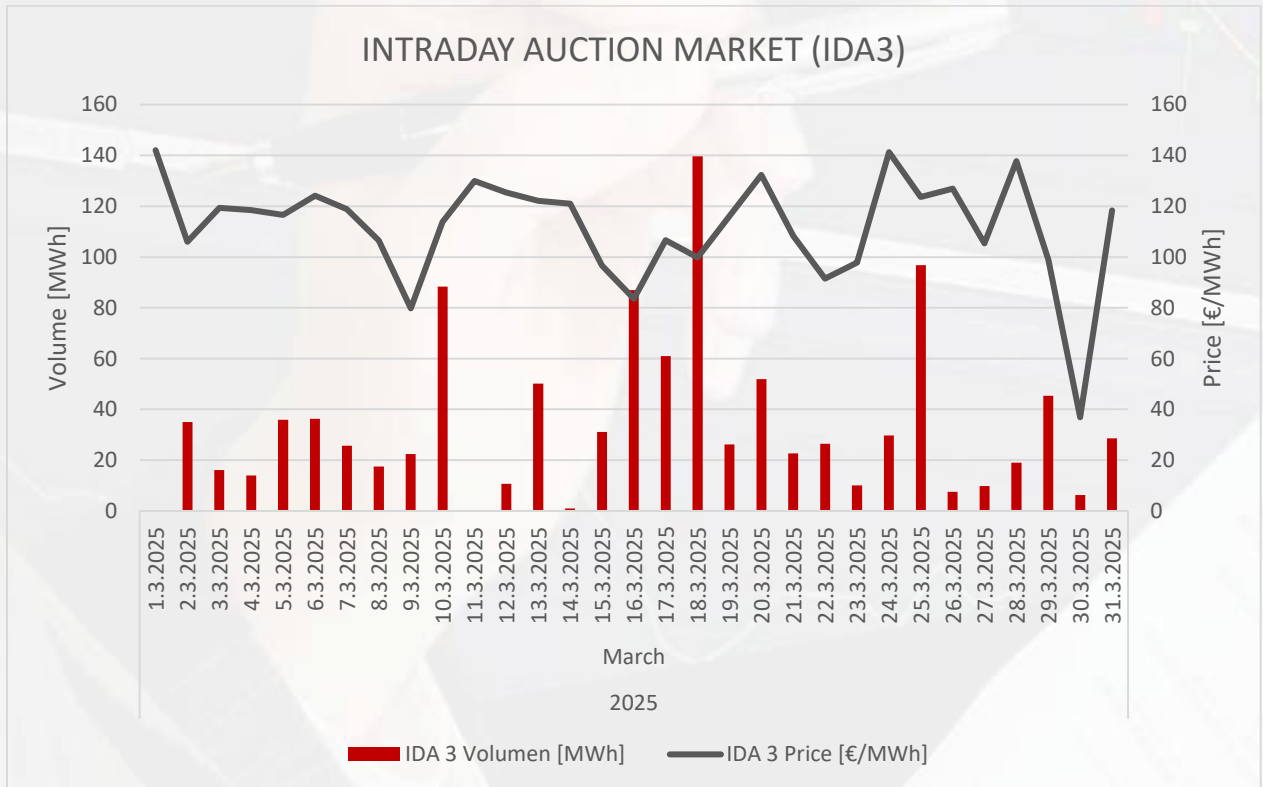
INTRADAY AUCTION MARKET (IDA2) - OVERVIEW

March 2025	AVG. DAILY	MIN. DAILY	MAX. DAILY	TOTAL
VOLUME [MWh]	262,9	19,7	1.464,7	8.148,4
PRICE [€/MWh]	103,83	26,36	132,91	-



INTRADAY AUCTION MARKET (IDA3) - OVERVIEW

March 2025	AVG. DAILY	MIN. DAILY	MAX. DAILY	TOTAL
VOLUME [MWh]	33,9	0,0	139,6	1.052,0
PRICE [€/MWh]	111,79	36,88	142,06	-



Disclaimer: Above mentioned data and analysis are intended only for informational purposes and can not be used as CROPEX official