



Monthly Trading Report

June 2024

Day Ahead Trading Data

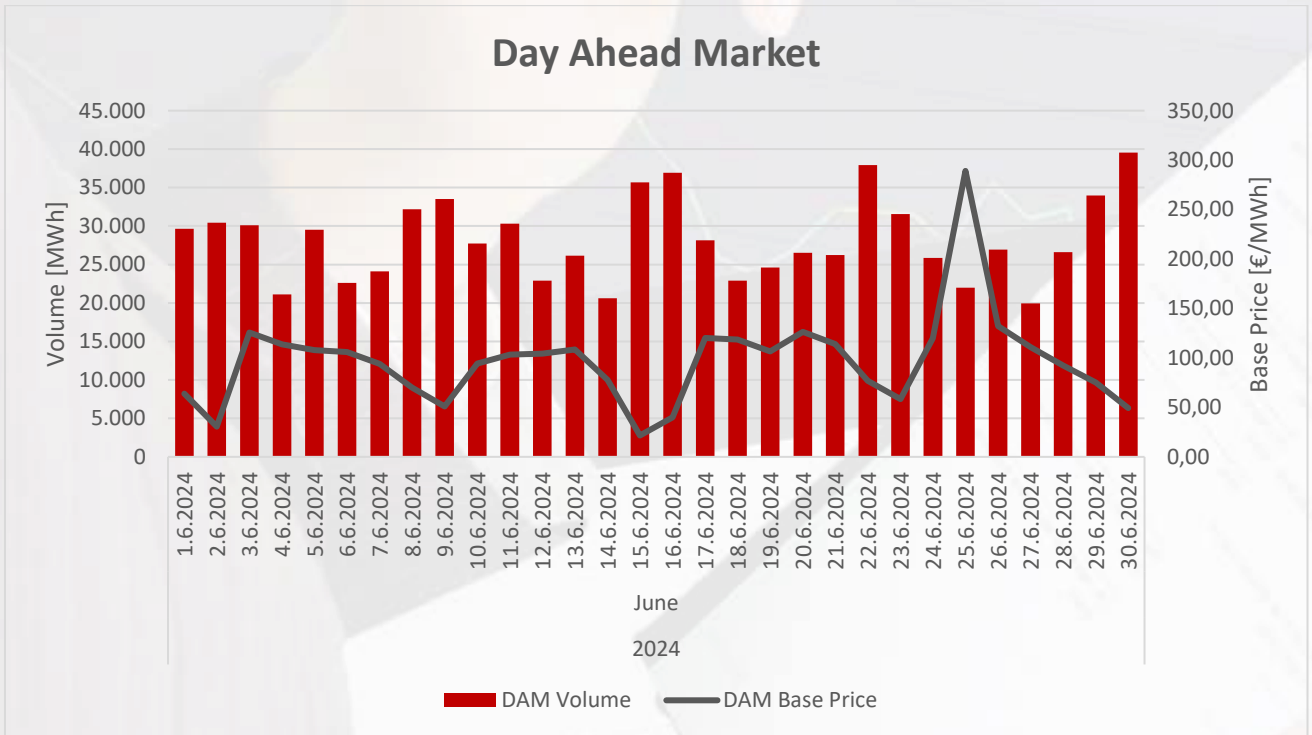
DAY AHEAD MARKET

Total traded volume amounted **846.304,00 MWh**.

Average base price was **96,75 €/MWh** and average peak price was **79,83 €/MWh**.

There are **31** members on CROPEX Day Ahead Market.

DAY AHEAD MARKET (DAM)				
June 2024	AVG. DAILY	MIN. DAILY	MAX. DAILY	TOTAL
VOLUME [MWh]	28.210,1	19.968,7	39.555,9	846.304,0
BASE PRICE [€/MWh]	96,75	21,59	289,08	-



DAY AHEAD MARKET (DAM) - AVERAGE HOURLY VOLUMES & PRICES												
June 2024	1	2	3	4	5	6	7	8	9	10	11	12
VOLUME [MWh]	1.034,9	994,0	995,1	988,5	996,5	942,5	880,3	892,0	1.027,1	1.304,6	1.520,6	1.590,1
PRICE [€/MWh]	99,62	91,64	83,44	82,23	79,78	85,89	96,80	99,72	85,20	69,52	59,12	57,38
June 2024	13	14	15	16	17	18	19	20	21	22	23	24
VOLUME [MWh]	1.642,9	1.613,5	1.589,8	1.505,6	1.367,4	1.221,8	1.028,5	998,4	1.005,8	1.069,5	1.013,0	987,7
PRICE [€/MWh]	54,14	49,13	48,64	62,26	72,36	90,44	128,99	180,80	218,85	180,36	136,51	109,15

Intraday Continuous Trading Data

INTRADAY CONTINUOUS MARKET

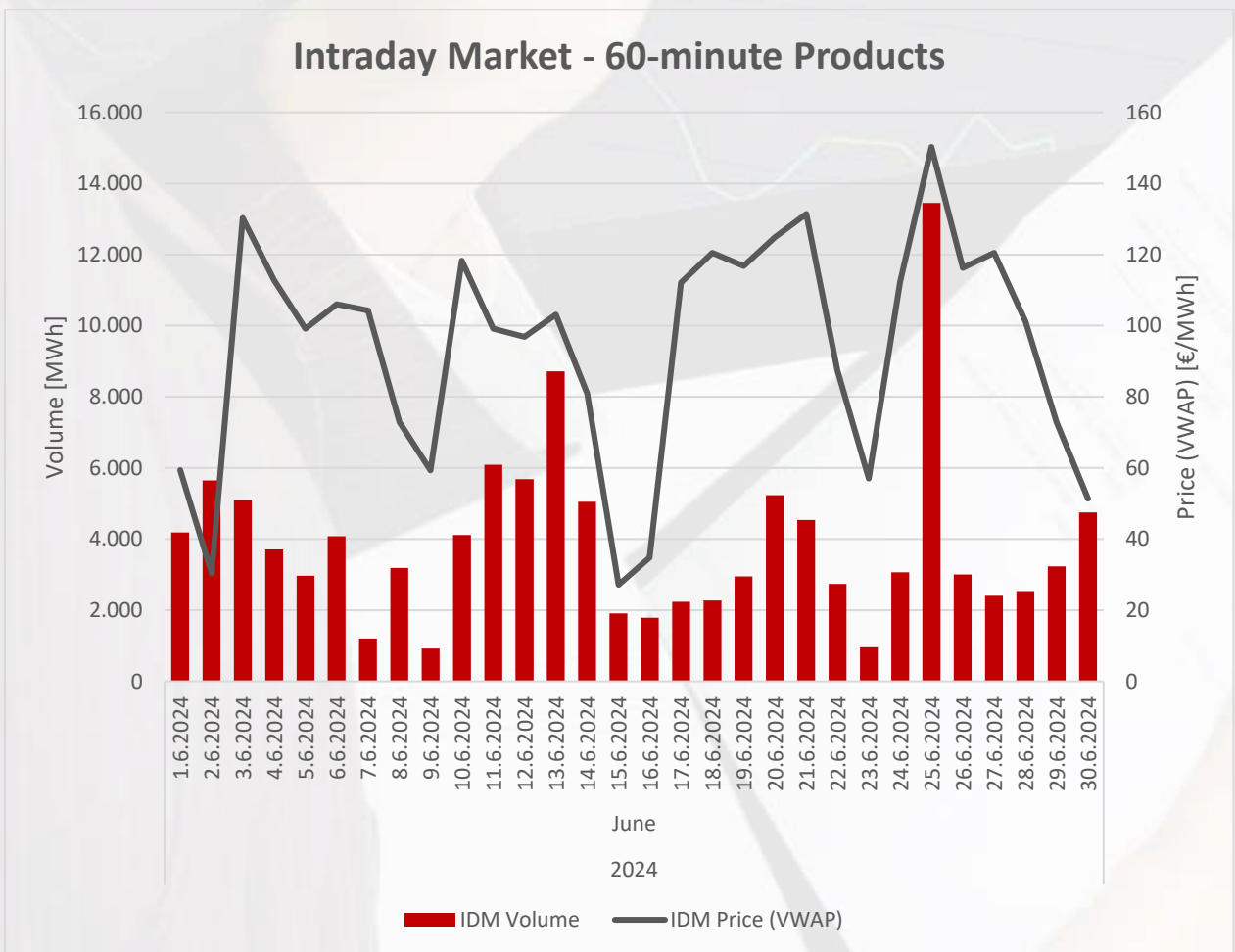
Total traded volume amounted **126.046,88 MWh**.

IDM 60 - minute Products: VWAP -> **93,65 €/MWh**

IDM 15 - minute Products: VWAP -> **93,87 €/MWh**

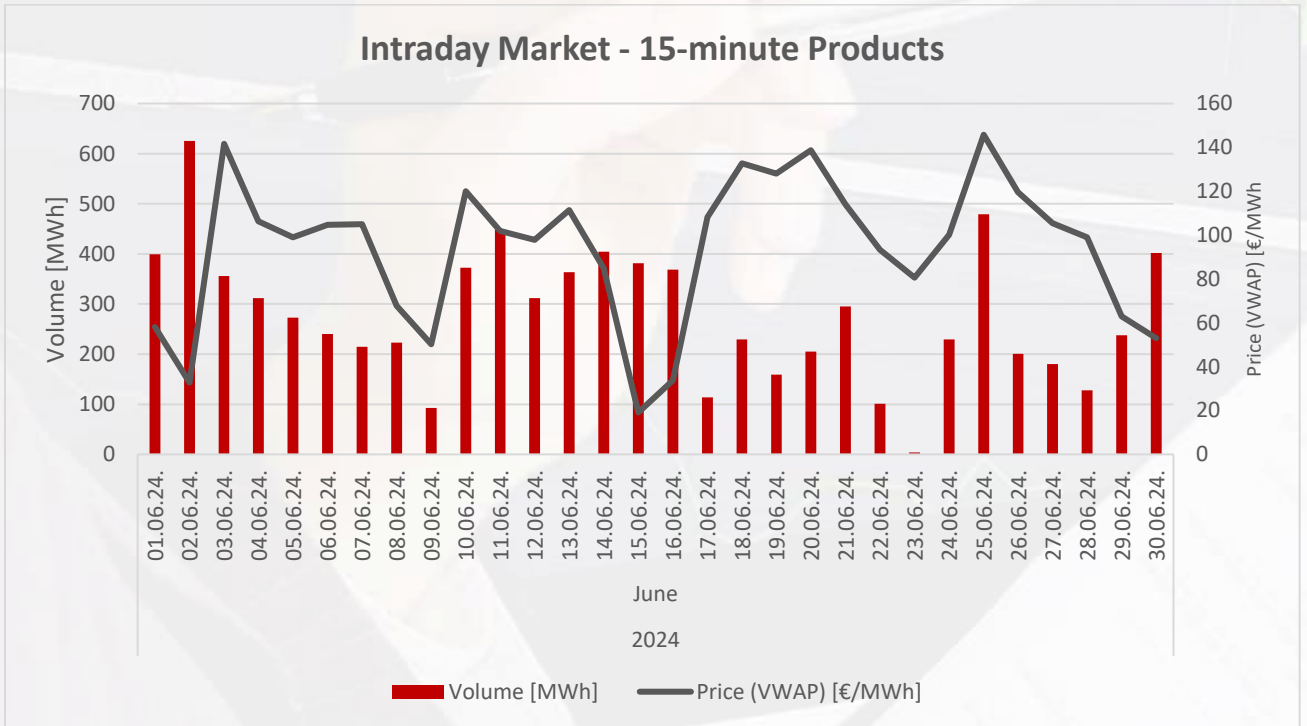
There are **25** members on CROPEX Intraday Continuous Market.

INTRADAY MARKET (IDM) - 60-minute Products				
June 2024	AVG. DAILY	MIN. DAILY	MAX. DAILY	TOTAL
VOLUME [MWh]	3.923,26	924,60	13.449,10	117.697,90
PRICE (VWAP) [€/MWh]	93,65	27,13	150,25	-



INTRADAY MARKET (IDM) - 15-minute Products

June 2024	AVG. DAILY	MIN. DAILY	MAX. DAILY	TOTAL
VOLUME [MWh]	278,30	3,83	625,35	8.348,98
PRICE (VWAP) [€/MWh]	93,87	19,10	145,78	-



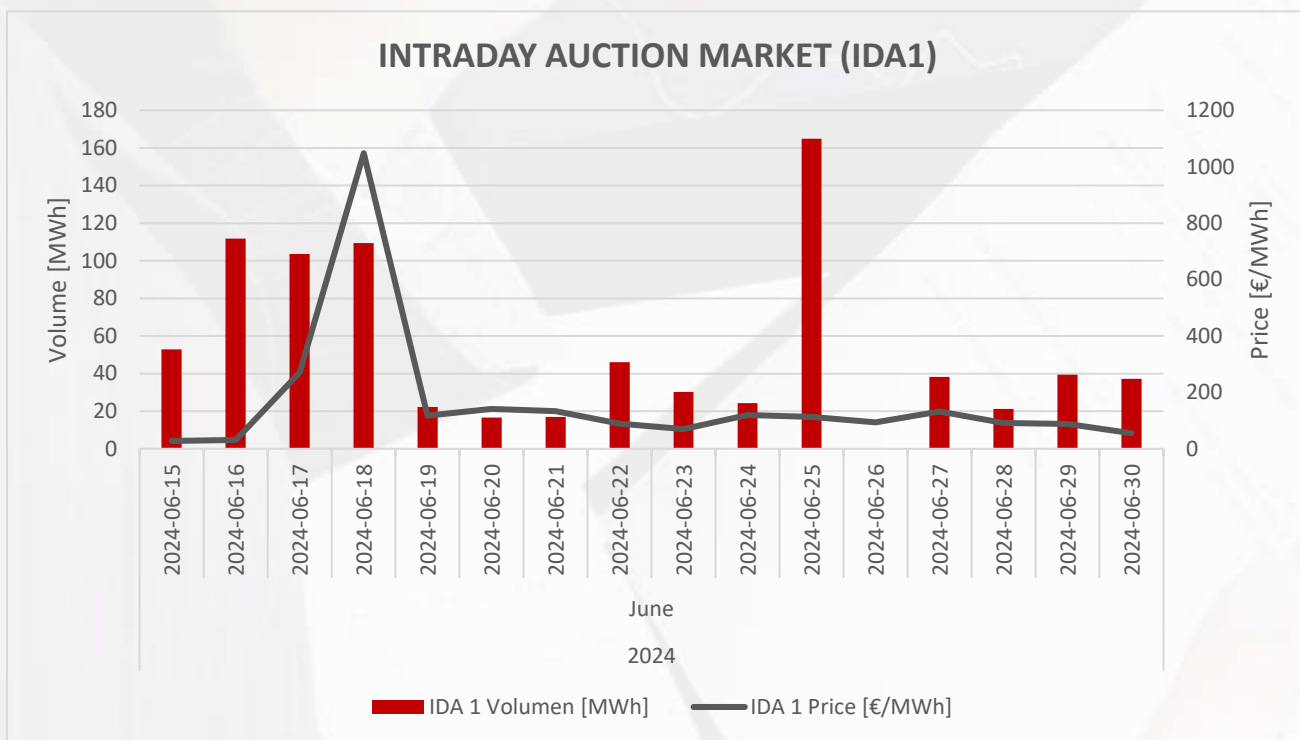
INTRADAY AUCTION MARKET

Intraday Auction Trading Data

Total traded volume amounted **4.017,60 MWh**.

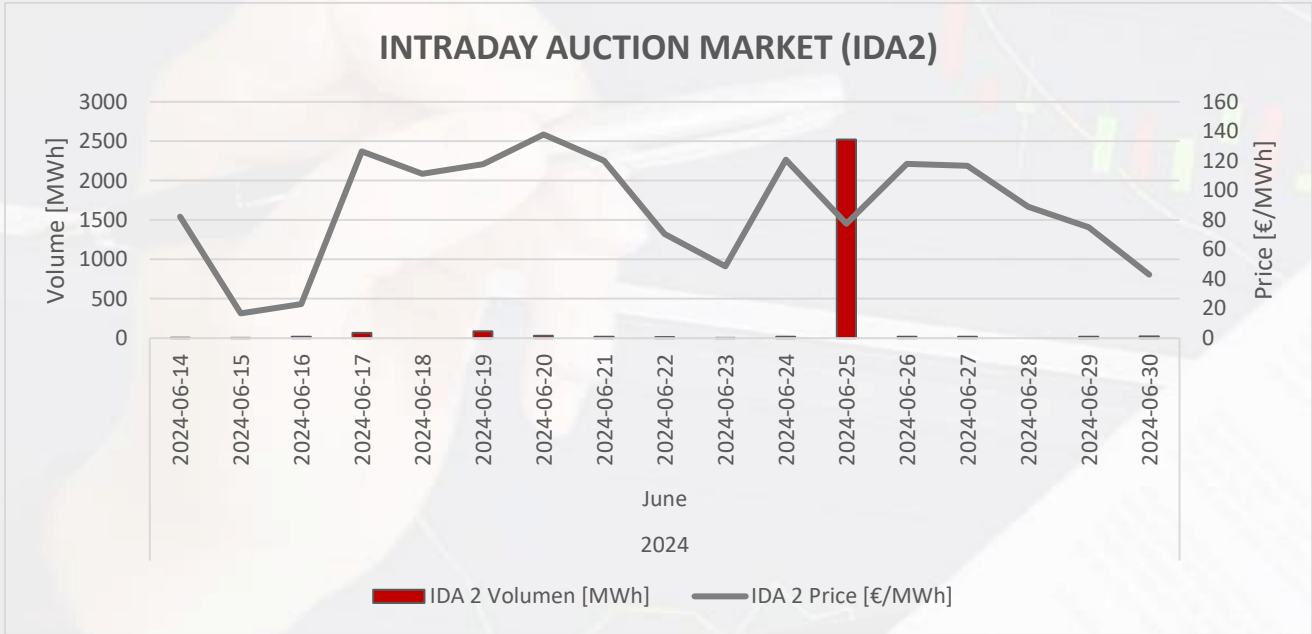
There are **8** members on CROPEX Intraday Auction Market.

INTRADAY AUCTION MARKET (IDA1) - OVERVIEW				
June 2024	AVG. DAILY	MIN. DAILY	MAX. DAILY	TOTAL
VOLUME [MWh]	52,18	0,00	164,93	834,88
PRICE [€/MWh]	163,95	27,73	1.047,84	-



INTRADAY AUCTION MARKET (IDA2) - OVERVIEW

June 2024	AVG. DAILY	MIN. DAILY	MAX. DAILY	TOTAL
VOLUME [MWh]	168,34	0,00	2.523,45	2.861,85
PRICE [€/MWh]	87,94	16,79	137,89	-



INTRADAY AUCTION MARKET (IDA3) - OVERVIEW

June 2024	AVG. DAILY	MIN. DAILY	MAX. DAILY	TOTAL
VOLUME [MWh]	20,05	0,00	226,15	320,88
PRICE [€/MWh]	25,80	-773,92	166,36	-

