

CROP **⇒X**
CROATIAN POWER EXCHANGE

Monthly Trading Report

July 2024

Day Ahead Trading Data

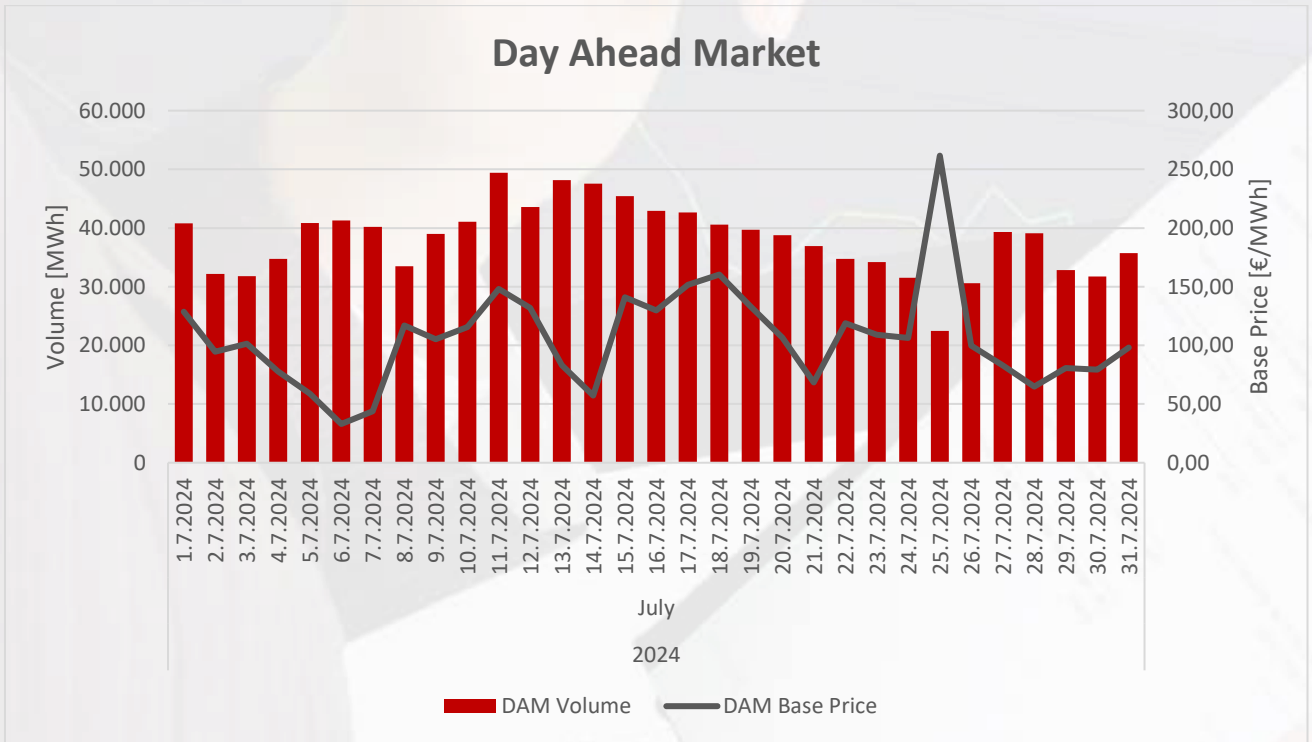
DAY AHEAD MARKET

Total traded volume amounted **1.183.405,50 MWh**.

Average base price was **106,06 €/MWh** and average peak price was **90,43 €/MWh**.

There are **31** members on CROPEX Day Ahead Market.

DAY AHEAD MARKET (DAM)				
July 2024	AVG. DAILY	MIN. DAILY	MAX. DAILY	TOTAL
VOLUME [MWh]	38.174,4	22.481,9	49.432,2	1.183.405,5
BASE PRICE [€/MWh]	106,06	33,00	261,66	-



DAY AHEAD MARKET (DAM) - AVERAGE HOURLY VOLUMES & PRICES												
July 2024	1	2	3	4	5	6	7	8	9	10	11	12
VOLUME [MWh]	1.418,8	1.376,6	1.375,7	1.356,3	1.355,5	1.340,4	1.266,9	1.327,2	1.488,7	1.771,7	1.953,5	2.096,2
PRICE [€/MWh]	103,44	86,15	80,38	77,46	75,81	81,00	98,91	99,75	87,30	69,57	58,04	55,27
July 2024	13	14	15	16	17	18	19	20	21	22	23	24
VOLUME [MWh]	2.166,5	2.175,2	2.144,4	2.054,4	1.914,9	1.645,4	1.386,8	1.331,7	1.311,1	1.310,1	1.278,8	1.327,6
PRICE [€/MWh]	53,56	56,08	58,54	69,78	88,14	103,99	157,25	227,62	275,47	216,08	150,83	115,04

Intraday Continuous Trading Data

INTRADAY CONTINUOUS MARKET

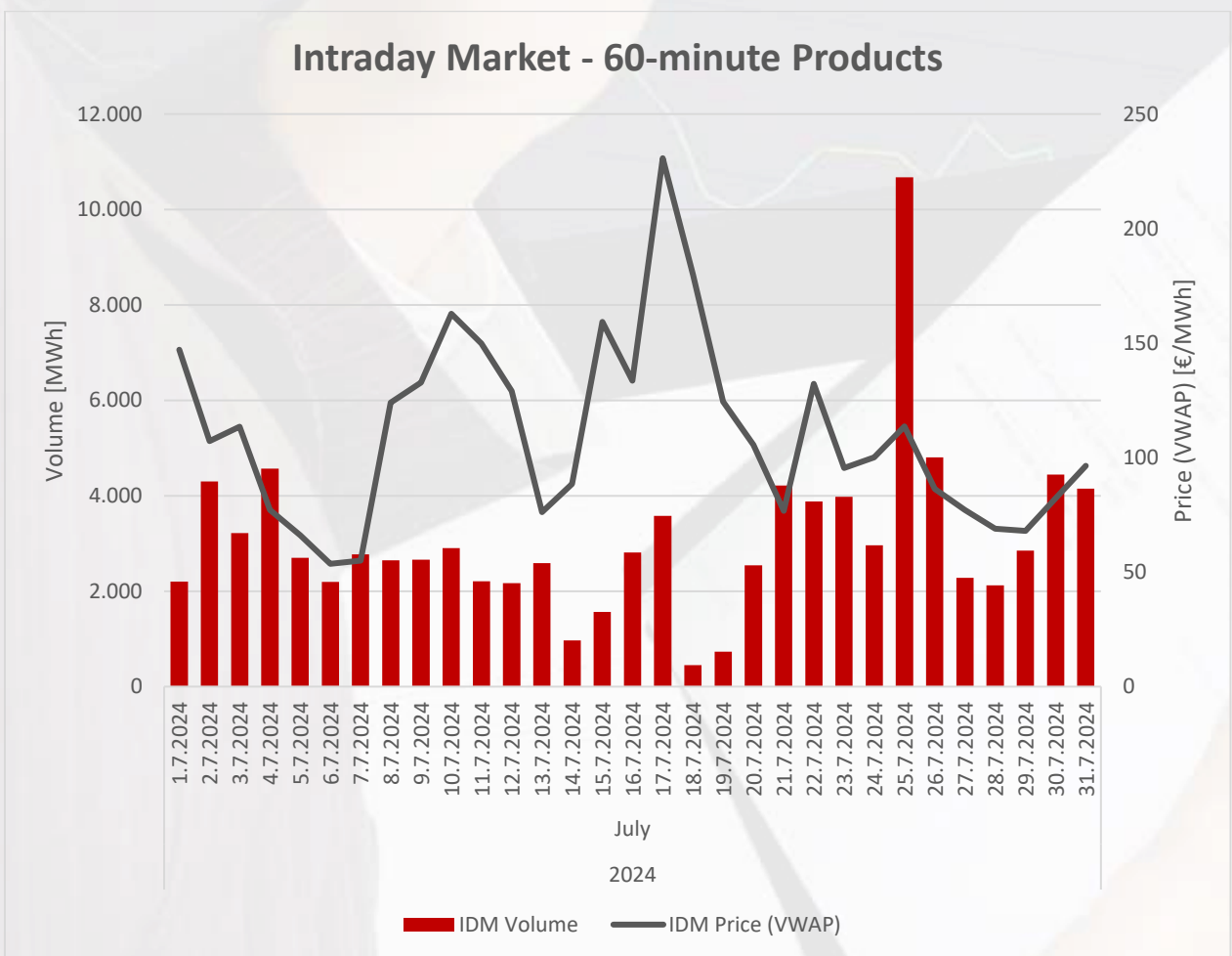
Total traded volume amounted **103.794,73 MWh**.

IDM 60 - minute Products: VWAP -> **110,09 €/MWh**

IDM 15 - minute Products: VWAP -> **93,32 €/MWh**

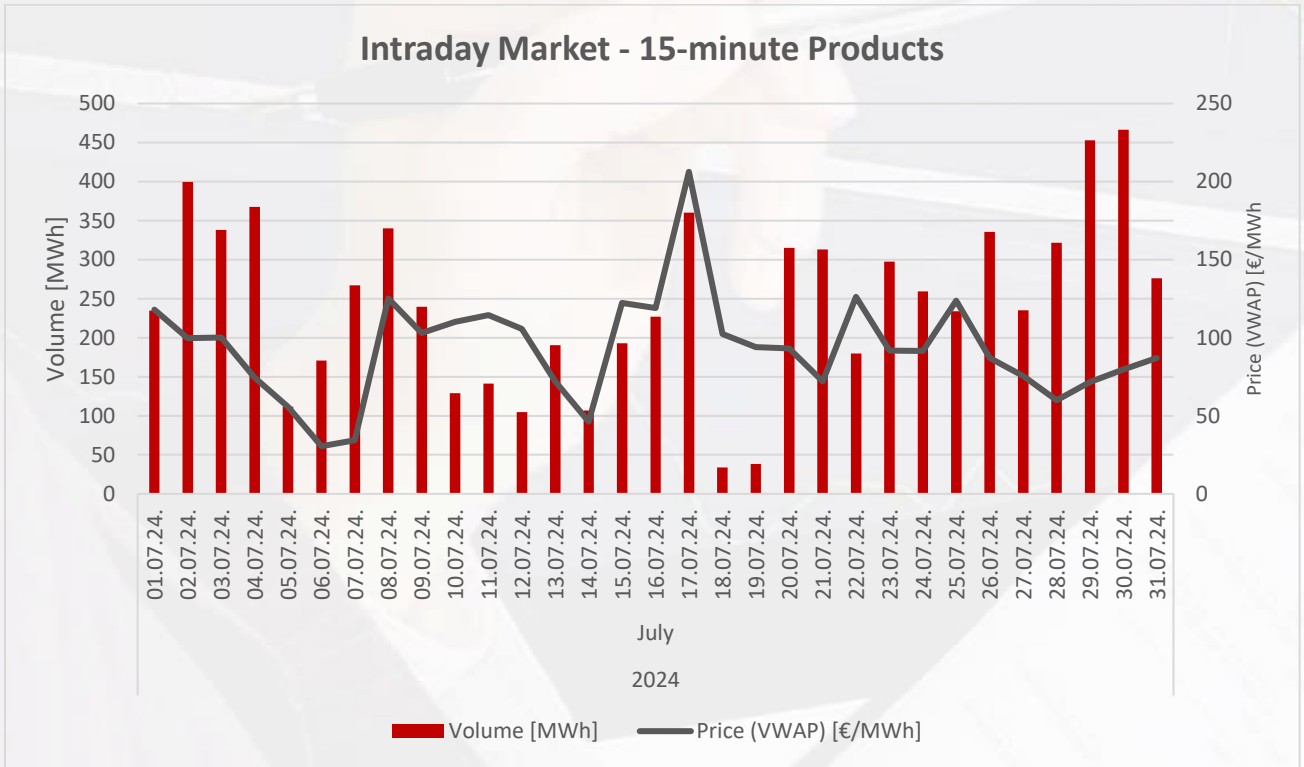
There are **27** members on CROPEX Intraday Continuous Market.

INTRADAY MARKET (IDM) - 60-minute Products				
July 2024	AVG. DAILY	MIN. DAILY	MAX. DAILY	TOTAL
VOLUME [MWh]	3.100,45	447,40	10.671,20	96.113,80
PRICE (VWAP) [€/MWh]	110,09	53,62	230,73	-



INTRADAY MARKET (IDM) - 15-minute Products

July 2024	AVG. DAILY	MIN. DAILY	MAX. DAILY	TOTAL
VOLUME [MWh]	247,77	33,80	466,60	7.680,93
PRICE (VWAP) [€/MWh]	93,32	30,52	206,28	-



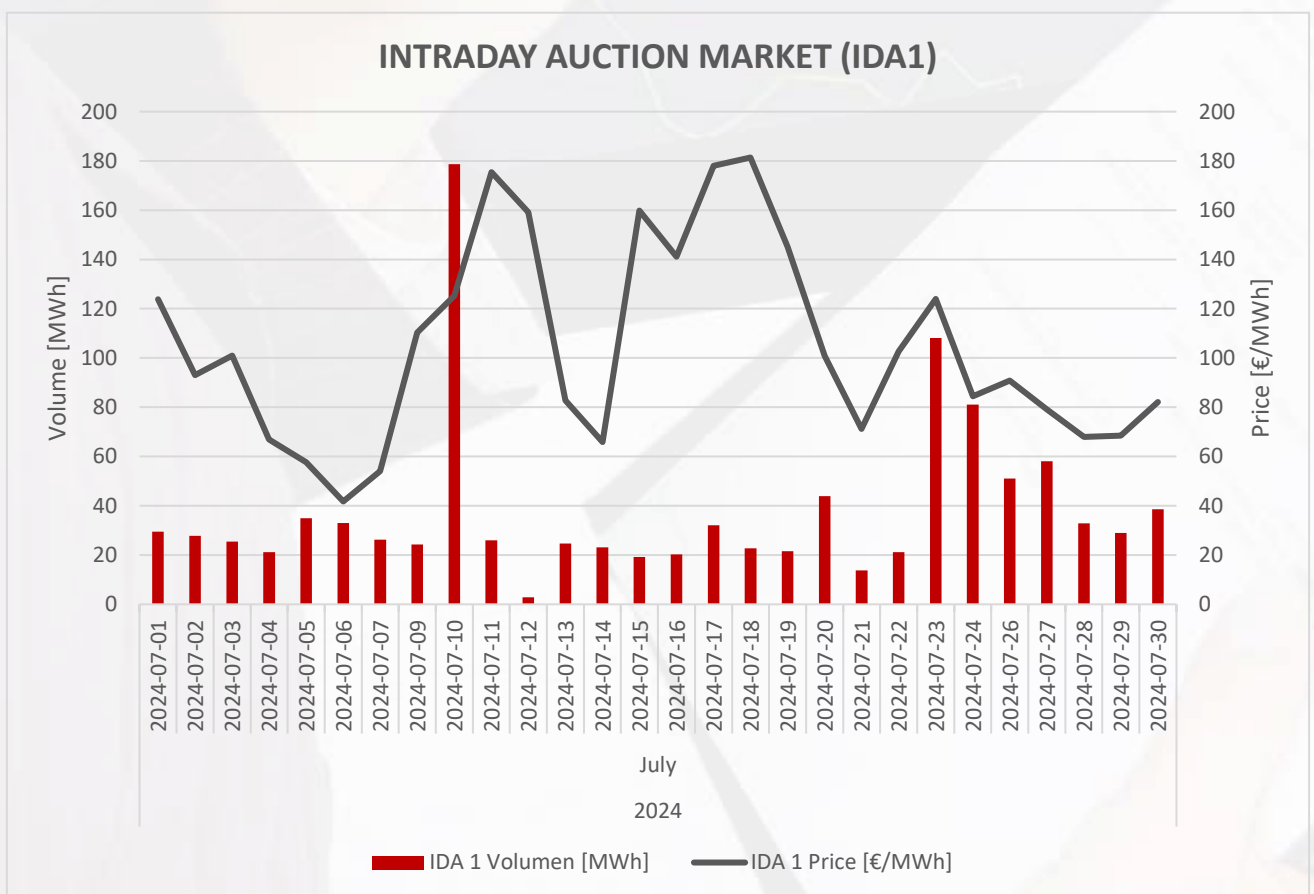
INTRADAY AUCTION MARKET

Intraday Auction Trading Data

Total traded volume amounted **2.385,18 MWh**.

There are **12** members on CROPEX Intraday Auction Market.

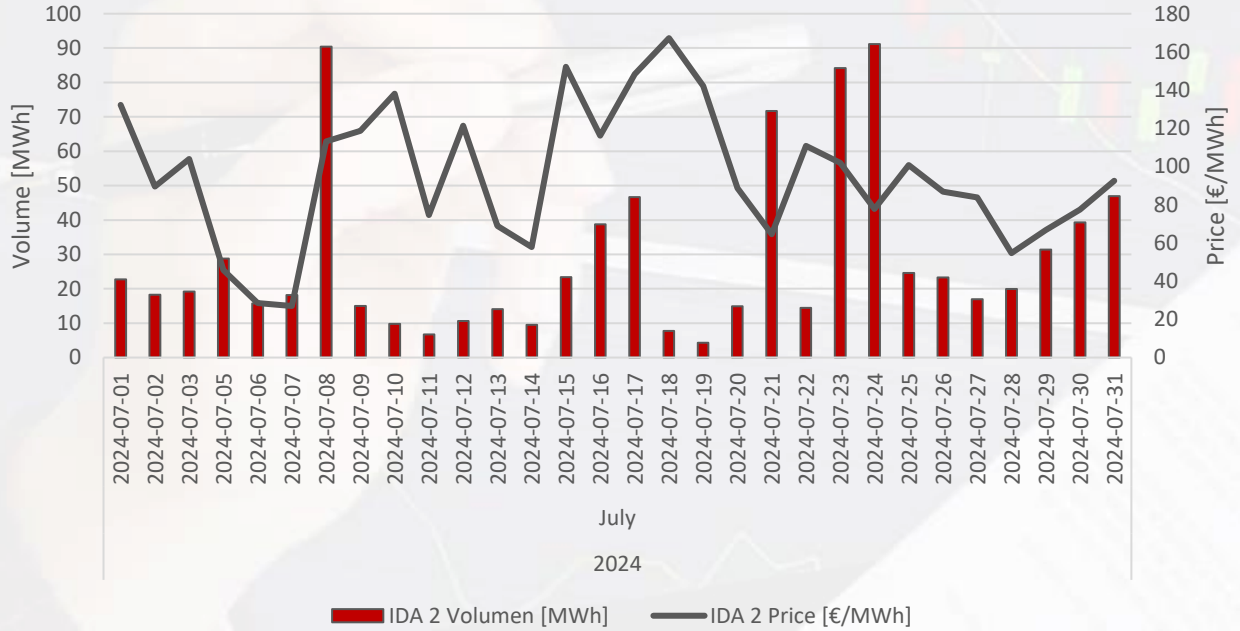
INTRADAY AUCTION MARKET (IDA1) - OVERVIEW				
July 2024	AVG. DAILY	MIN. DAILY	MAX. DAILY	TOTAL
VOLUME [MWh]	38,27	2,85	178,70	1.071,60
PRICE [€/MWh]	104,79	41,74	181,37	-



INTRADAY AUCTION MARKET (IDA2) - OVERVIEW

July 2024	AVG. DAILY	MIN. DAILY	MAX. DAILY	TOTAL
VOLUME [MWh]	29,29	4,30	91,13	878,70
PRICE [€/MWh]	95,06	26,98	167,21	-

INTRADAY AUCTION MARKET (IDA2)



INTRADAY AUCTION MARKET (IDA3) - OVERVIEW

July 2024	AVG. DAILY	MIN. DAILY	MAX. DAILY	TOTAL
VOLUME [MWh]	14,50	0,00	91,53	434,88
PRICE [€/MWh]	120,87	-84,78	334,29	-

INTRADAY AUCTION MARKET (IDA3)

