

CROP 
CROATIAN POWER EXCHANGE

Monthly Trading Report

February 2025

Day Ahead Trading Data

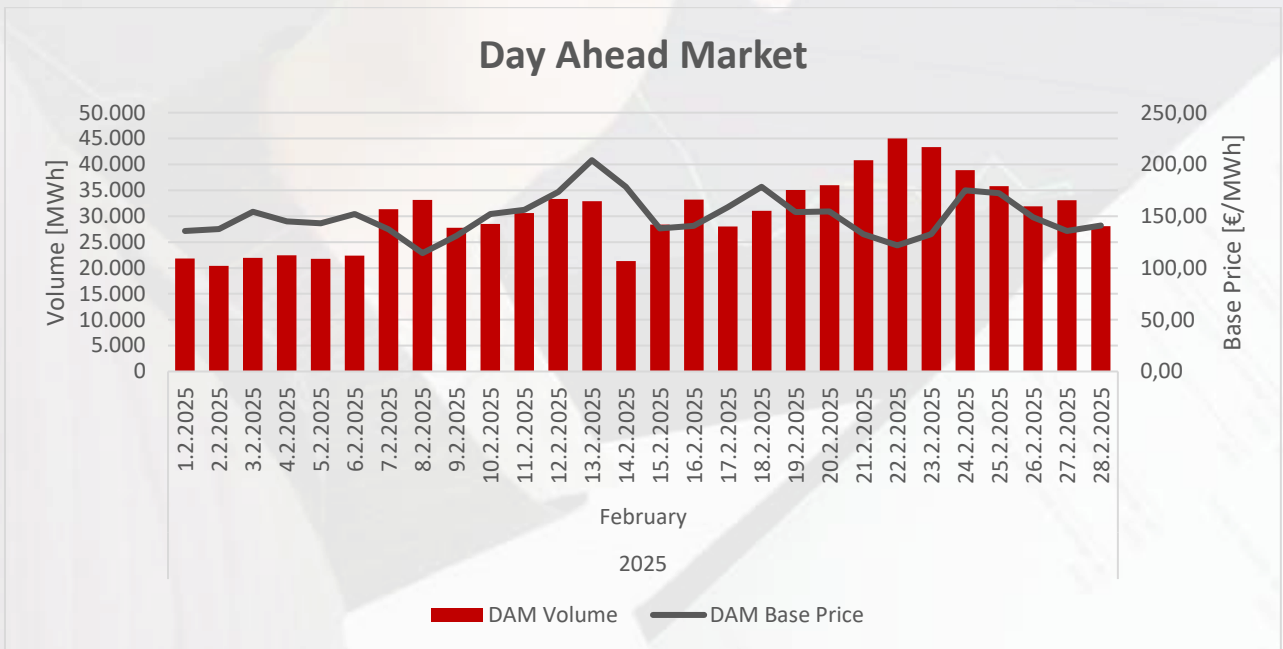
DAY AHEAD MARKET

Total traded volume amounted **858.354,3 MWh**.

Average base price was **149,98 €/MWh** and average peak price was **157,85 €/MWh**.

There are **32** members on CROPEX Day Ahead Market.

DAY AHEAD MARKET (DAM)				
February 2025	AVG. DAILY	MIN. DAILY	MAX. DAILY	TOTAL
VOLUME [MWh]	30.655,5	20.427,6	45.034,6	858.354,3
BASE PRICE [€/MWh]	149,98	114,32	204,09	-



DAY AHEAD MARKET (DAM) - AVERAGE HOURLY VOLUMES & PRICES												
February 2025	1	2	3	4	5	6	7	8	9	10	11	12
VOLUME [MWh]	1.339,0	1.284,9	1.250,5	1.213,0	1.207,1	1.170,4	1.086,6	1.114,8	1.154,6	1.264,7	1.439,6	1.556,2
PRICE [€/MWh]	129,14	122,77	119,20	117,48	119,81	131,03	159,52	192,94	176,35	151,94	132,80	123,05
February 2025	13	14	15	16	17	18	19	20	21	22	23	24
VOLUME [MWh]	1.532,5	1.483,2	1.369,0	1.224,8	1.079,9	1.098,5	1.145,9	1.186,7	1.244,8	1.395,4	1.428,7	1.384,7
PRICE [€/MWh]	116,88	117,11	126,74	147,77	183,15	207,46	212,06	198,92	175,44	157,35	147,73	132,82



Intraday Continuous Trading Data

INTRADAY CONTINUOUS MARKET

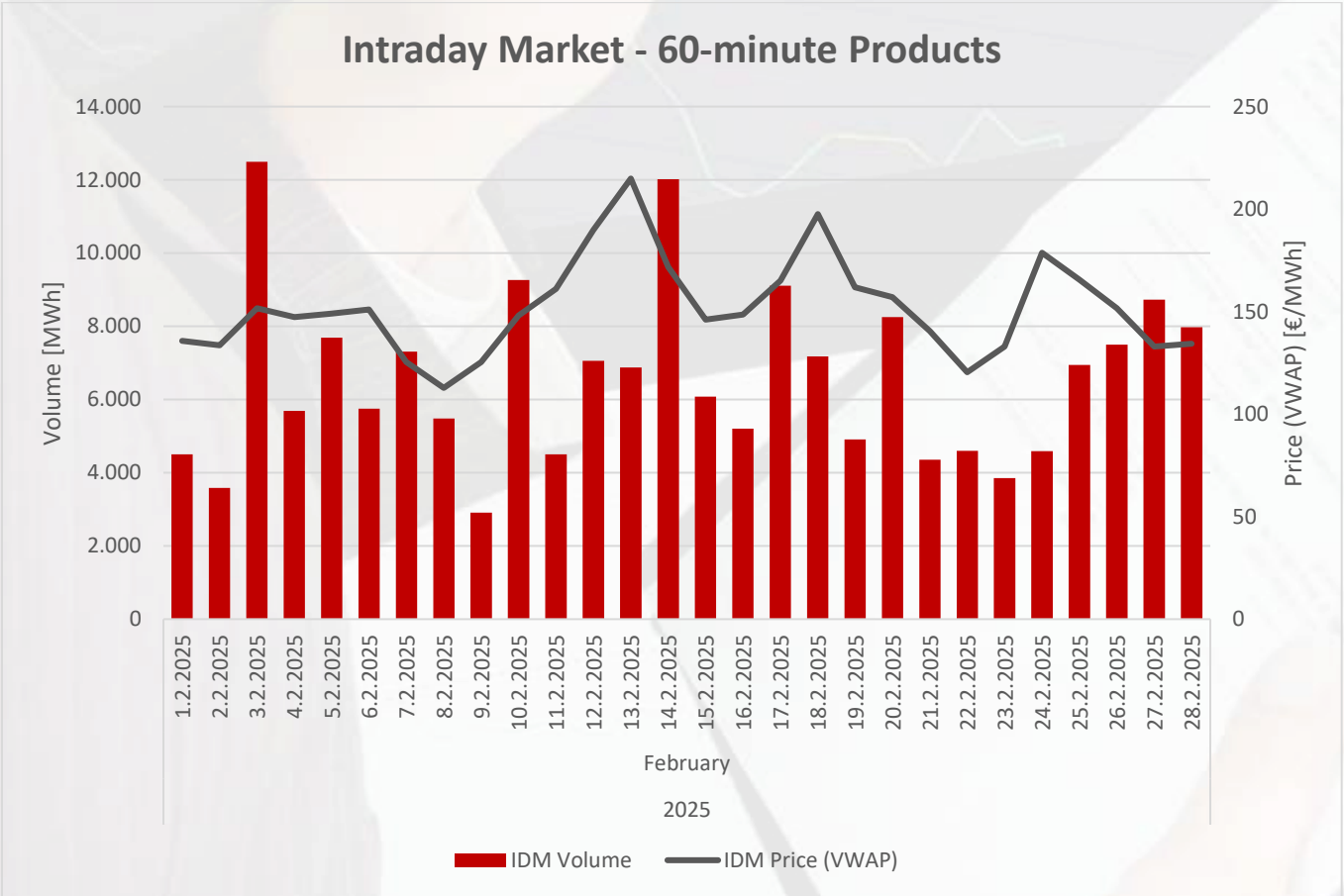
Total traded volume amounted **213.512,25 MWh**.

IDM 60 - minute Products: VWAP -> **151,81 €/MWh**

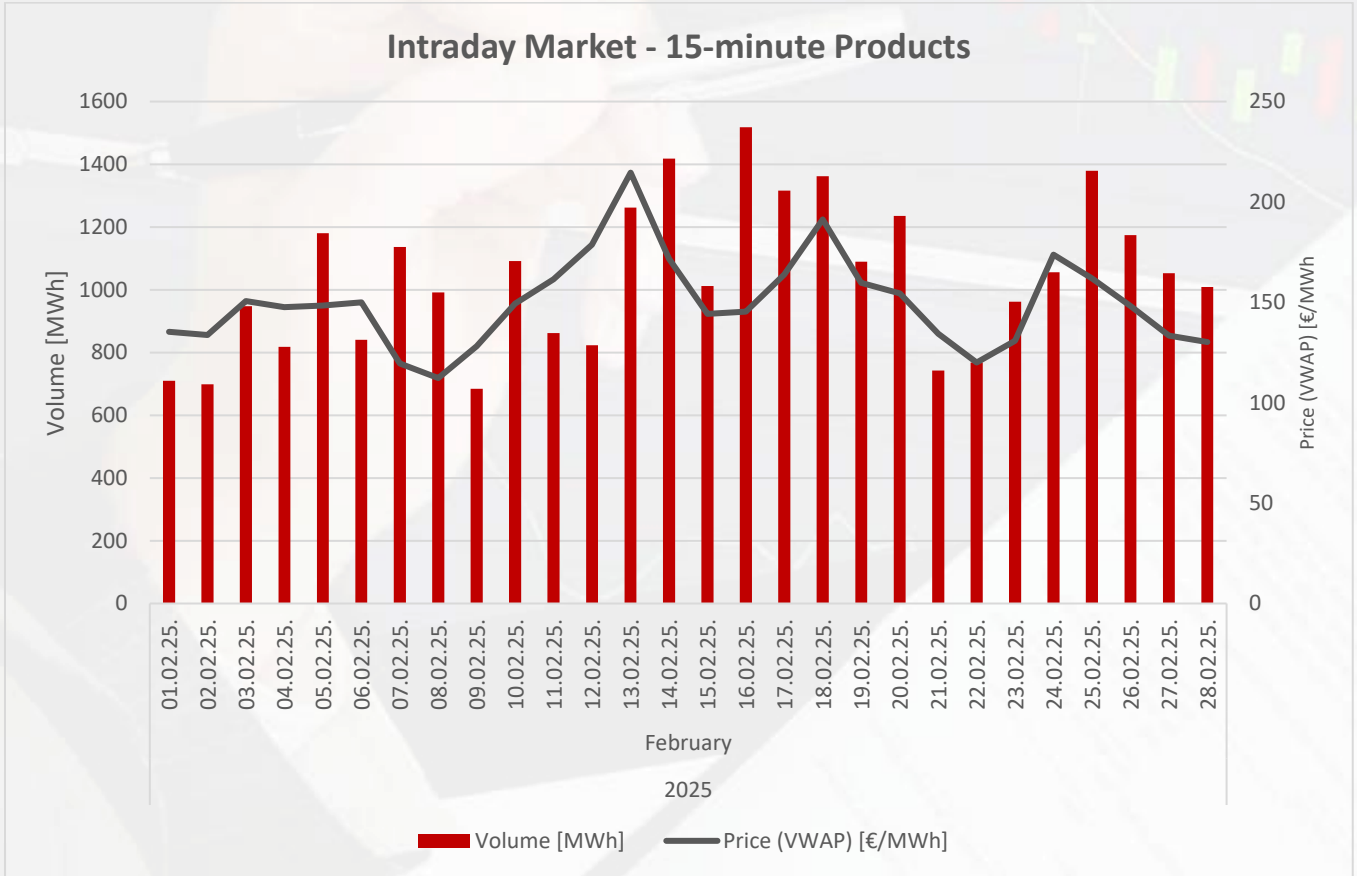
IDM 15 - minute Products: VWAP -> **149,75 €/MWh**

There are **30** members on CROPEX Intraday Continuous Market.

INTRADAY MARKET (IDM) - 60-minute Products				
February 2025	AVG. DAILY	MIN. DAILY	MAX. DAILY	TOTAL
VOLUME [MWh]	6.584,6	2.906,6	12.493,4	184.369,9
PRICE (VWAP) [€/MWh]	151,81	112,80	214,90	-



INTRADAY MARKET (IDM) - 15-minute Products				
February 2025	AVG. DAILY	MIN. DAILY	MAX. DAILY	TOTAL
VOLUME [MWh]	1.040,8	684,2	1.518,1	29.142,4
PRICE (VWAP) [€/MWh]	149,12	112,29	214,59	-



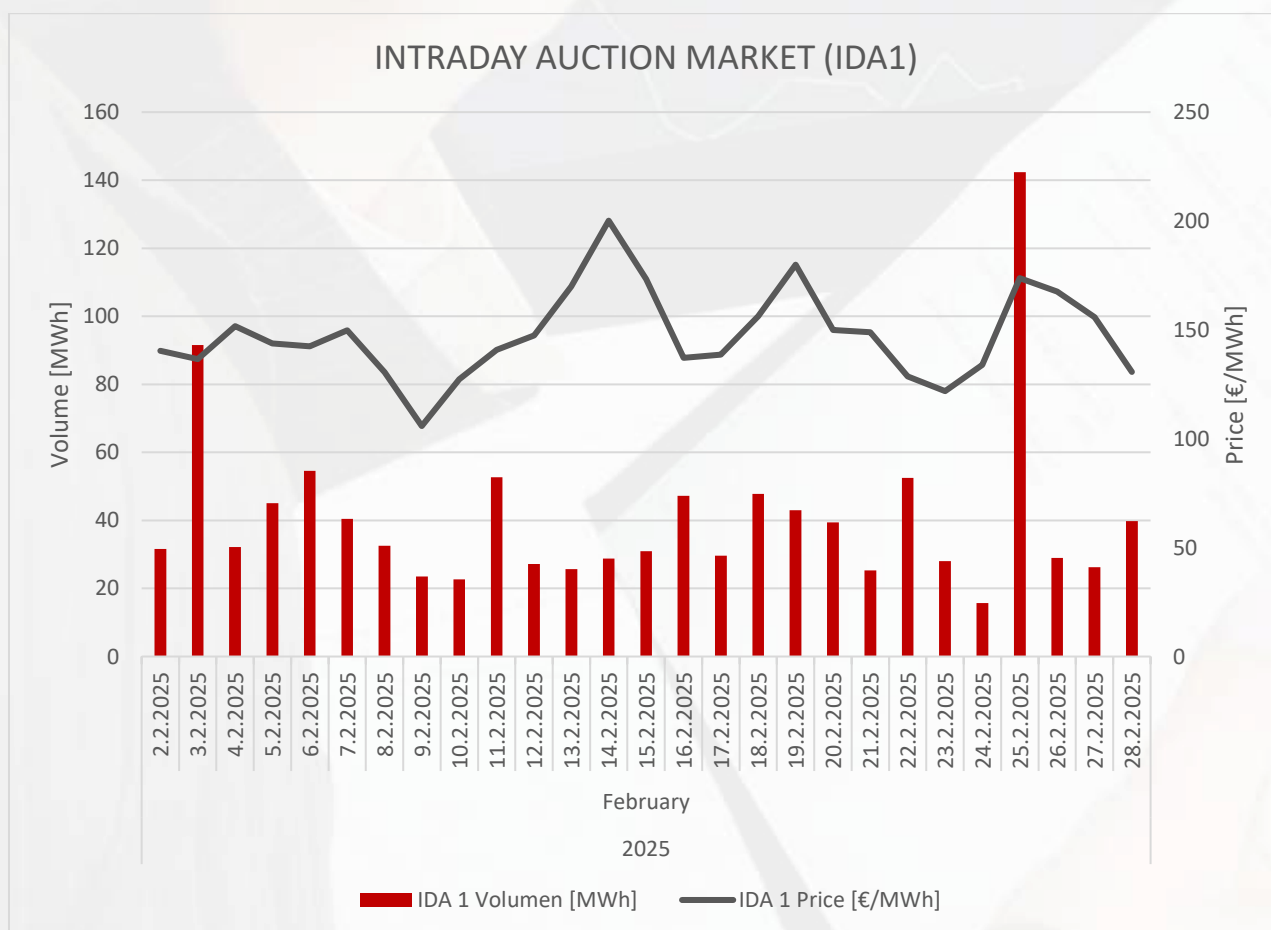
INTRADAY AUCTION MARKET

Intraday Auction Trading Data

Total traded volume amounted **5.210,70 MWh**.

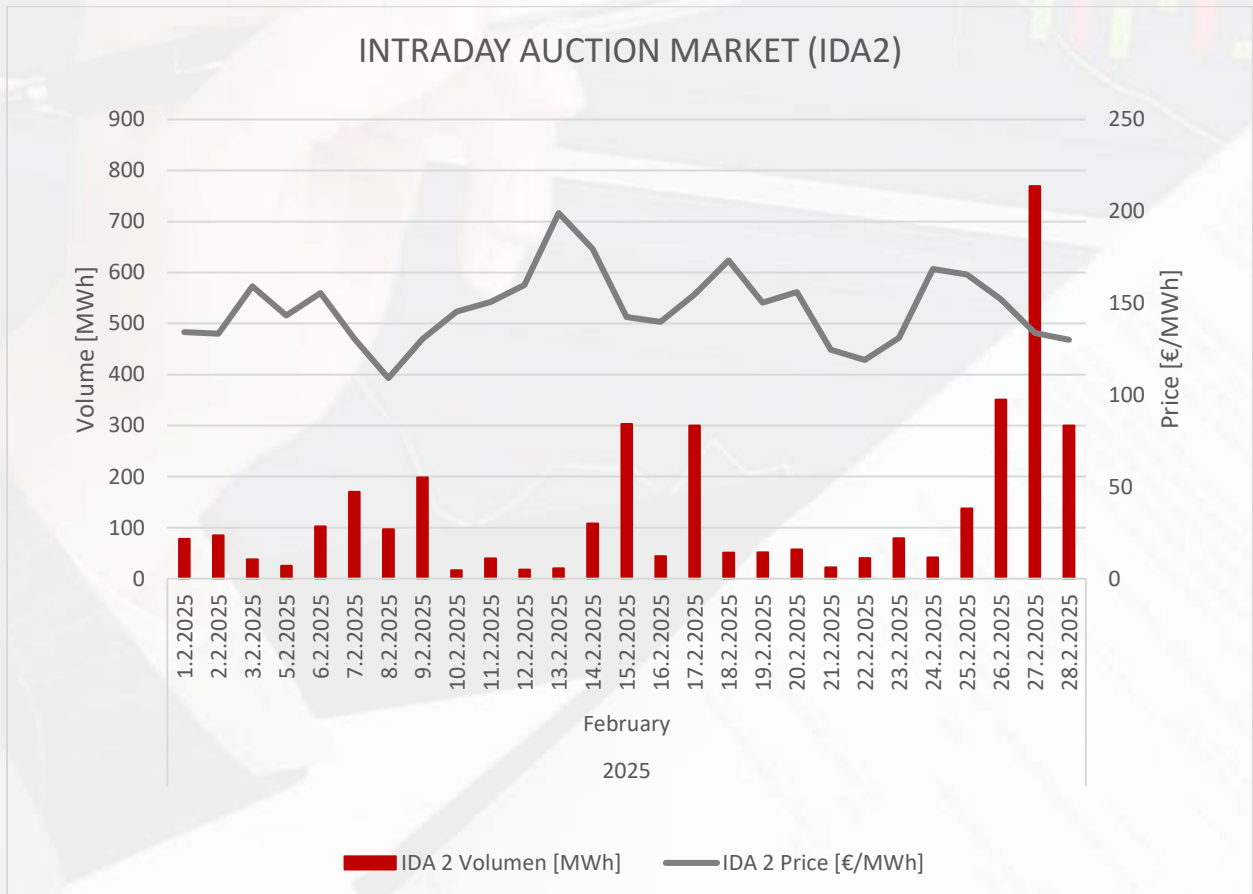
There are **16** members on CROPEX Intraday Auction Market.

INTRADAY AUCTION MARKET (IDA1) - OVERVIEW				
February 2025	AVG. DAILY	MIN. DAILY	MAX. DAILY	TOTAL
VOLUME [MWh]	40,9	15,8	142,3	1.105,4
PRICE [€/MWh]	147,69	105,85	200,15	-



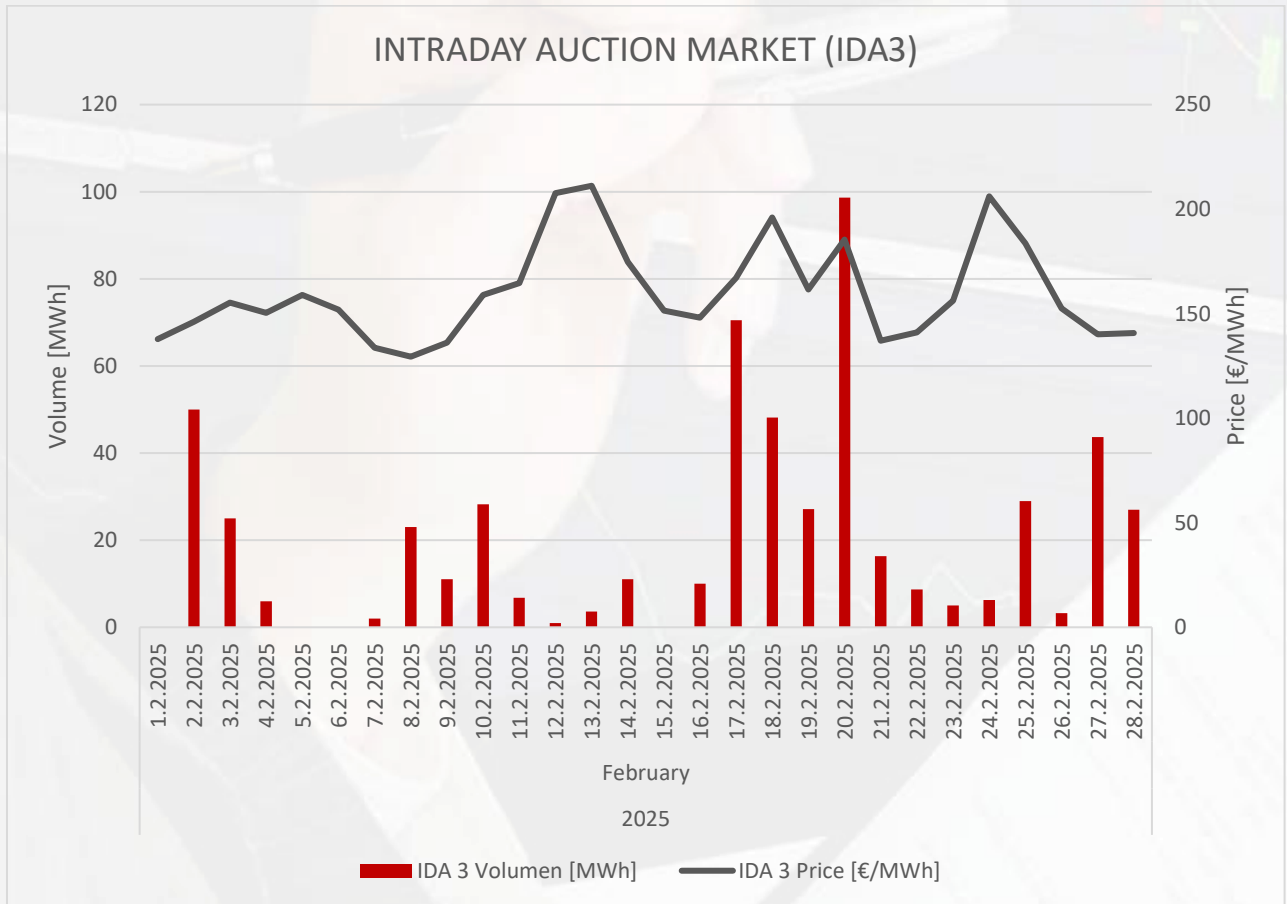
INTRADAY AUCTION MARKET (IDA2) - OVERVIEW

February 2025	AVG. DAILY	MIN. DAILY	MAX. DAILY	TOTAL
VOLUME [MWh]	131,3	16,7	769,7	3.544,0
PRICE [€/MWh]	150,60	109,20	199,08	-



INTRADAY AUCTION MARKET (IDA3) - OVERVIEW

February 2025	AVG. DAILY	MIN. DAILY	MAX. DAILY	TOTAL
VOLUME [MWh]	20,1	0,0	98,7	561,3
PRICE [€/MWh]	160,15	129,44	211,18	-



Disclaimer: Above mentioned data and analysis are intended only for informational purposes and can not be used as CROPEX official